

Sola CURE

MARINE WINDOW BLINDS

anti-glare and blackout



Introduction

Sola-Cure is a globally recognised brand and market leader, supplying high quality window blinds to the marine, offshore, aviation, agricultural and construction industries.

Our blinds are synonymous with quality and style at a fair price. This means that Sola-Cure is the first choice for many commercial and private owners, operators, fit-out companies and shipyards.

Sola-Cure has developed a reputation for supplying the very best in quality with a prompt, courteous and informative service.

www.sola-cure.com

Tel: +44 (0)161 643 6060

E-mail: enquiries@sola-cure.com

ANTI-GLARE BLINDS

- 3 ANTI-GLARE BLINDS
- 4 WINDOW DESIGNS
- 6 PRODUCT INFO - OPTIONS
- 8 CLASSIFICATION & LEGISLATION
- 9 NON NAVIGATION WINDOWS (MARINE)
- 10 NON-MARINE APPLICATIONS

BLACKOUT BLINDS

- 12 BLACKOUT BLINDS
- 13 BLACKOUT MATERIALS
- 14 FASCIAS & END FITTINGS
- 15 CONTROL MECHANISMS
- 16 STABILITY AT SEA
- 17 LOW PROFILE BLINDS
- 18 NON-STANDARD WINDOW SHAPES
- 18 BOTTOM MOUNTED BLINDS



ANTI-GLARE BLINDS

FEATURES:

- LRS approved
- Manufactured to ISO9001 quality assurance
- Cushioned damper system on retraction
- External speed adjustment for retraction
- Glare reduction
- Over 99% UV protection
- Excellent solar energy rejection
- Shades available in grey, silver, gold and bronze
- Suitable for inclined and overhead windows
- Choice of operating and locking mechanisms
- Suitable for restricted spaces
- Made to measure
- 5 year warranty

BENEFITS:

- Eliminates glare on monitors
- Improved safety when navigating
- Protects crew from harmful UV rays
- Improves instrument visibility
- Protects eyes from direct and reflected sunlight
- Creates a cooler working environment
- Protects fabric and furnishings from fade



WINDOW DESIGNS



B-ITR



B-LHT



B-PAR



B-REC



B-RHT



B-TRA



B-RHTF



B-LHTF



WINDOW DESIGNS



T-LHTF



T-ITR



T-LHT



T-RHTF



T-PAR



T-REC



T-RHT



T-TRA



PRODUCT INFORMATION - OPTIONS

Anti-glare films

Bronze Internal
/ Silver External



BS1

Bronze Internal
/ Bronze External



BB2

Silver Internal
/ Silver External



SS1

Grey Internal
/ Silver External



GS2

Grey Internal
/ Grey External



GG2

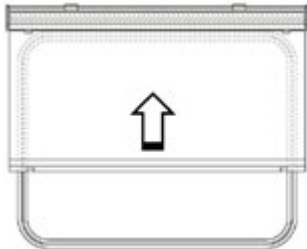
Grey Internal
/ Gold External



GGo2

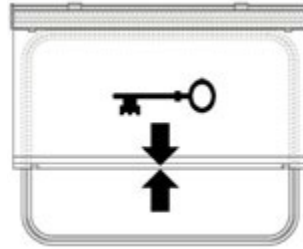
Locking mechanism

We provide our customers with a number of options to suit their preference. Simply let us know which options you would like and we manufacture your blind to suit your exact requirements:



CT Constant Tension.

A spring loaded roller mechanism that is constantly under tension. Lock the blind in position with the pull cord clamp.

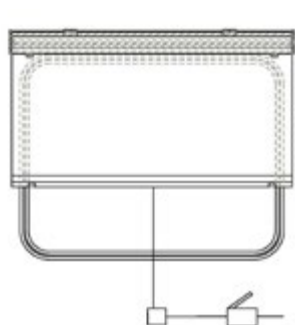


SL Self Locking

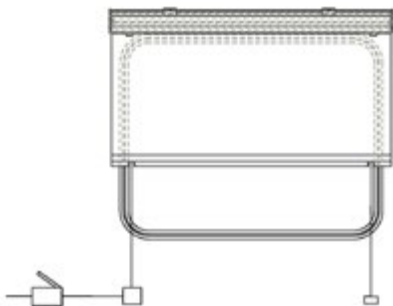
The self locking mechanism allows the user to draw the blind to the desired position and automatically lock it into position. A quick release mechanism is activated when the cord is pulled.

Pull cord square and clamp

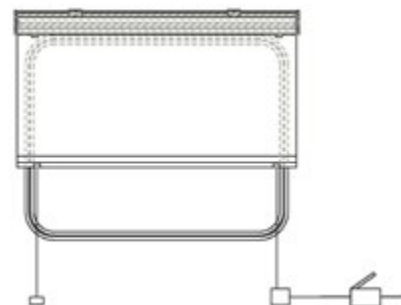
All our blinds are supplied with a pull cord square and clamp. The pull cord can be located to the left, right or centre of the blind.



Centre pull



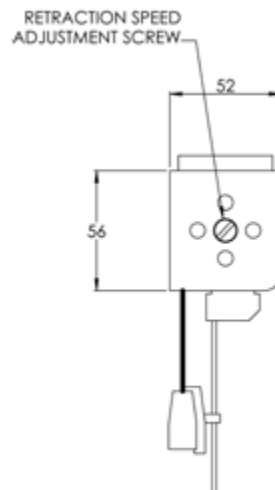
Left hand pull



Right hand pull



Cassette dimensions



Wire guides

Wire guides are used to keep the blind parallel to the glass. They are advantageous for inclined and overhead windows. The wire guide option is quick and easy to install.



CLASSIFICATION AND LEGISLATION

SOLAS Regulations : SOLAS chapter V, regulation 22, MCA guidance 6 Para 1.9.4 requires a clear view regardless of weather conditions through at least two windows. Further guidance on the use of windscreen wipers etc is given in ISO8468

ISO8468:2007 Ships and Marine Technology - Ship's bridge layout and associated equipment - Requirements and guidelines.



“To ensure a clear view in bright sunshine, sunscreens with minimum colour distortion should be provided at all windows in front of workstations. Such screens should be readily removable and not permanently installed.”

Sola Cure marine blinds have received the LRS type approval certificate for ocean going vessels. Visit sola-cure.com for more details.

For classification society requirements on ocean going vessels, we are pleased to advise on legalisation specific to each society.





In addition to the traditional blind for the bridge and wheelhouse, Sola-Cure offer a more basic model of blind for non navigation windows. These are typically port and starboard windows where crew or passengers require improved visibility of monitors, such as those on survey vessels.

Our low-cost, non navigation window blinds are made to stock and are suitable for rectangular windows only. Blinds are available in widths of 500mm to 1500mm, in 250mm increments. These blinds are available in gold and silver film.



NON-MARINE APPLICATIONS



Outside of the maritime sector, Sola-Cure has identified a number of applications in which anti-glare blinds have proved to be incredibly popular. As such, Sola-Cure offers an alternative utilising the same high quality film without the cassette or option for wire guides.



COMMON APPLICATIONS:

- Air traffic control towers
- Crane cabs
- Construction cranes
- Agricultural vehicles
- Security cabins
- Rigs and offshore platforms
- Offices

FEATURES:

- Smooth high quality damper system during retraction
- Elegant external appearance
- Available in silver and gold film
- Special one-way visibility
- Easy to install
- Suitable for inclined windows

BENEFITS:

- Reduces glare
- Aids visibility of monitors and television screens
- Provides daytime privacy with one way visibility
- Aids security
- Reduces air conditioning costs
- Reduces carbon footprint
- Reduces heating costs in cooler months
- Protects employees skin from harmful UV rays that cause ageing, eye damage and skin cancer
- Prevents fading to fabrics and furniture





BLACKOUT BLINDS

FEATURES:

- Available with chain, spring return or motorised mechanism
- Stylish, contemporary design
- Interchangeable fascia and end caps for a unique, customised appearance
- Side rails available to prevent movement at sea. Also ideal for inclined and overhead windows
- Select from a range of 8 colours of blind material
- Choice of 6 fascia colours and 7 end fitting styles
- Special low profile blinds available for restricted spaces
- Compliant with relevant fire retardant IMO regulations
- 4 ply PVC/fibreglass composition



BENEFITS:


- Blackout provided during daylight hours
- Quick and easy to install
- Anti-microbial properties reduce the spread of bacteria
- Durable, easy maintenance blinds



BLACKOUT MATERIAL



Bottle Green



Desert Sand



Deep Burgundy



Classic Navy



Jet Black



Arctic White



Steel Grey



Antique Cream

Specification

- Fire resistance (Maritime): IMO A563 (14) Part 7. (Domestic): NFPA 701 / M2
- Composition: 4 ply hybrid of PVC and fibreglass
- Anti-microbial: Yes
- Weight: 480 g/m²

SILVER

BLACK


CREAM

WHITE

BROWN

BRONZE

FASCIAS AND END FITTINGS



- A range of fascia end fittings allow clients to create bespoke blinds to suit their interior design
- End Fitting Colours:
 - Brushed steel
 - Chrome
 - White
 - Cream
 - Bronze
 - Black chrome
 - Gold
- Depending on the method selected for stability (see page 16), end caps may not form part of the bottom bar design



CONTROL MECHANISM



Chain operated

- Chain operated blinds are a safe and functional option with a choice of chains available at no extra cost.
- Each chain operated blind is supplied with a child friendly chain and cord safety device.

Chain options:

- Plastic – white, cream, brown, grey, black
- Nickel – natural, black, grey
- Brass – antique, natural
- Bronze



Spring operated

- Spring operated blinds eliminate the need for operating cords or chains. They can be locked at various positions providing partial and full coverage. They are released with a short pull on the bottom bar of the blind.
- For restricted spaces, Sola-Cure offer a special low-profile blind that sits just 40mm away from the wall



Motorised blinds

- A range of motorised blinds are available that can be hard wired or powered by a lithium battery
- Hard wired installations provide a number of options; one switch to control all blinds, one switch per blind or remote control operation of up to 15 blinds per remote
- Lithium battery powered blinds are ideal for retro-fit applications as they eliminate the need for wires. The motor can be recharged when required (approx. every 600 operations).



STABILITY AT SEA

© E.A Wright & Company Ltd



With the blinds partially or fully down, It is desirable to minimise movement whilst at sea. At Sola-Cure we provide a number of options for stability:

- Side rails – the bottom bar of the blind sits inside side rails mounted either side of the window. Side rails are available in aluminium and PVC
- Wire guides – taught vertical wires affixed to the cassette, travel through eyelets positioned at each end of the bottom bar. Wire guide bases are situated in a suitable location beneath the window
- Bottom bar hook system. The simplest option in which the bottom bar is supplied with location pegs in the end. These pegs are located into hooks that are fixed to the wall

LOW PROFILE BLINDS

40mm (1 9/16") protrusion

Low Profile Blinds

- With limited space on board, often there is a requirement for roller blinds with minimal standout from the wall. Sola-Cure has its own low-profile blind which protrudes from the wall a mere 40mm (1 9/16")
- Maximum blind size suitable for low profile blinds is 1200mm (47 1/4") x 1200mm (47 1/4" drop)
- Blind material options as per standard Sola-Cure blackout blinds
- Low profile blinds are spring operated (motorised and chain operated blinds are not available)





NON-STANDARD WINDOW SHAPES

As providers of window blinds in the wheelhouse and bridge, Sola-Cure has many years experience in finding the right solution for irregular shaped windows. Triangular, tapered, trapezoids, Sola-Cure has supplied blinds for them all!

We welcome enquiries for those problematic window shapes.

BOTTOM MOUNTED BLINDS

- Blinds are usually mounted horizontally across the top of the window. However, it is common on board vessels for some windows to have an unusual shape and be wider at the base of the window than at the top. In these cases, we recommend mounting the blind along the bottom so that the blind is pulled up rather than down
- For bottom mounted blinds, spring operation offers the most suitable mechanism. For stability and ensuring the blind remains stable, Sola-Cure utilize the bottom bar hook system





SEABOURN SPIRIT



Sola-Cure marine window blinds

c/o Auxano Technologies Ltd

Malta Mill, Mills Hill Road

Middleton

Manchester M24 2FD

www.sola-cure.com

Tel: +44 (0)161 643 6060 • **E-mail:** enquiries@sola-cure.com